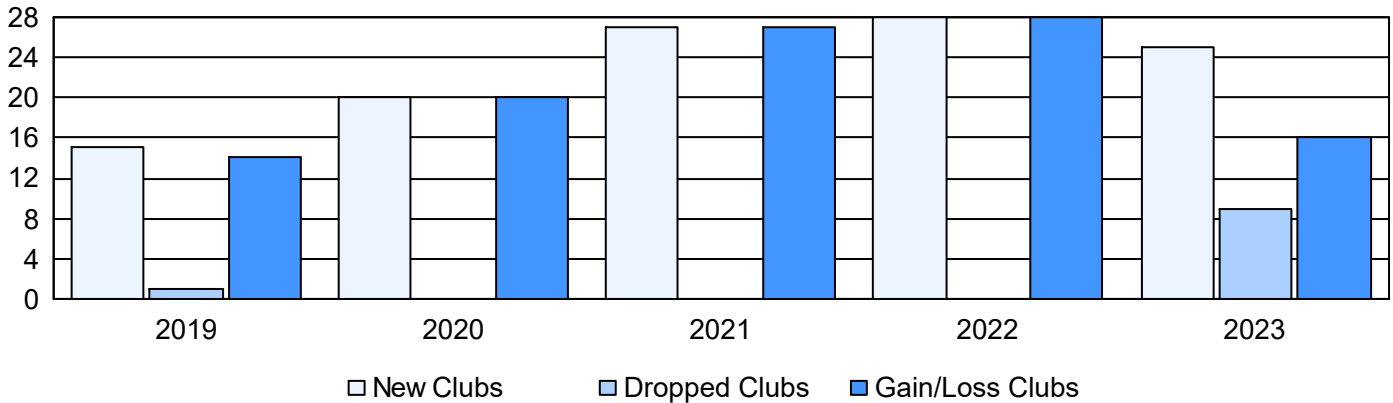


# Multiple District E

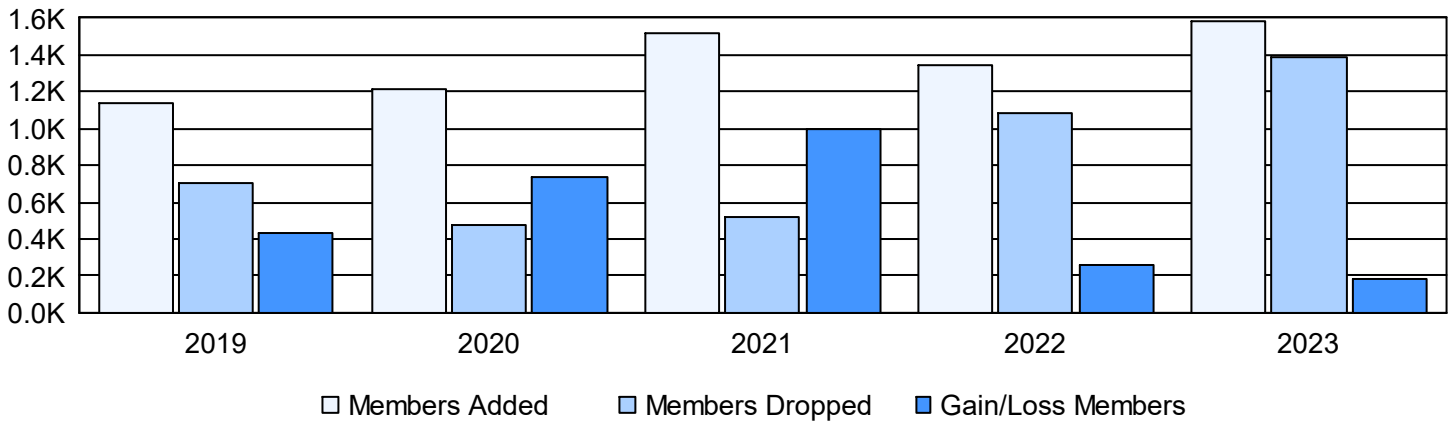
As of June 2023 Cumulative

| Year           | New Clubs | Dropped Clubs | Gain/ Loss Clubs | New Members | Charter Members | Reinstate Members | Transfer Members | Total Member Added | Total Members Dropped | Gain/ Loss Members |
|----------------|-----------|---------------|------------------|-------------|-----------------|-------------------|------------------|--------------------|-----------------------|--------------------|
| 2018-2019      | 15        | 1             | 14               | 701         | 413             | 7                 | 20               | 1,141              | 704                   | 437                |
| 2019-2020      | 20        | 0             | 20               | 707         | 463             | 8                 | 33               | 1,211              | 477                   | 734                |
| 2020-2021      | 27        | 0             | 27               | 786         | 679             | 29                | 23               | 1,517              | 520                   | 997                |
| 2021-2022      | 28        | 0             | 28               | 606         | 715             | 10                | 16               | 1,347              | 1,089                 | 258                |
| 2022-2023      | 25        | 9             | 16               | 801         | 730             | 32                | 15               | 1,578              | 1,390                 | 188                |
| <b>Average</b> | <b>23</b> | <b>2</b>      | <b>21</b>        | <b>720</b>  | <b>600</b>      | <b>17</b>         | <b>21</b>        | <b>1,359</b>       | <b>836</b>            | <b>523</b>         |

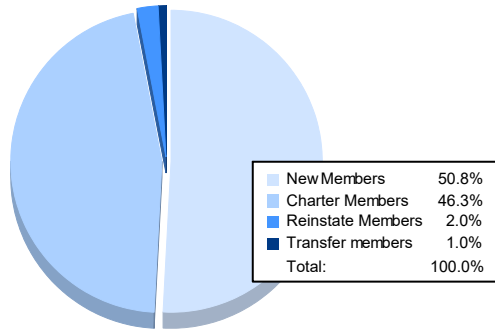
## Clubs



## Members



### Membership Composition June 2023 Cumulative



### Gender Composition June 2023 Cumulative

